

700

R A P T O R



RAPTOR

RISING



A sporty character

The Galeon 700 Raptor takes on the high seas and the competition. An impeccable finish, state-of-the-art equipment, and flawless performance put the Raptor in a league of its own.

This 70-footer has been designed in cooperation with Tony Castro to accentuate performance, luxury, and speed. The saloon doors, one of the Raptor's key features, slide effortlessly into the deck, creating a vast space with the stern area – perfect for leisure and relaxation. Lighting is a very important part of the



Beautiful, aggressive profile of the Raptor

700 Raptor's design: ambient and discrete, eye-catching yet not distracting. The powerful, clear LED lights accompany dispersed illumination to create an elegant atmosphere on board. The remote-controlled floor lights with variable color schemes provide the final touch. A large glass sunroof and windows bathe the main deck in sunlight at the push of the button and the remote-controlled blinds offer privacy and protection from the sun. The automatic garage and stern platform system allows for easy, one-person operation of rafts, tenders or personal watercraft.



Great performance is a given

700

R A P T O R

The Raptor's powerful yet smooth-running engines offer up to 2x 1500 horsepower with unsurpassed performance, comfort and reliability. The Humphree's Interceptor System actively manages optimal trim to reduce resistance, wave-making, and damping pitch and roll motions for an even and comfortable ride.

The Galeon 700 Raptor comes equipped with top-of-the-line electronic systems, from Raymarine navigation systems to custom on-board entertainment. Precise finish, luxurious materials and comfortable pilot and passenger seats complete an astounding and functional console. Excellent visibility and precise steering guarantee effortless driving and handling.



The automatic garage will hold even a Jet Rib



Retractable saloon doors create a vast open area



Sport seats at the helm command centre



A luxurious owner's cabin



The forward VIP cabin with private bathroom

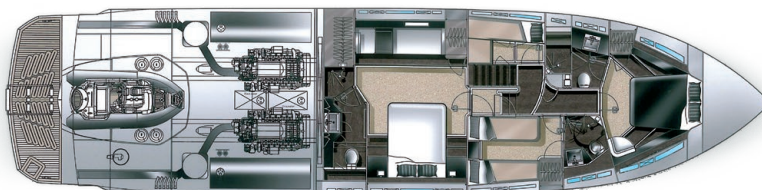
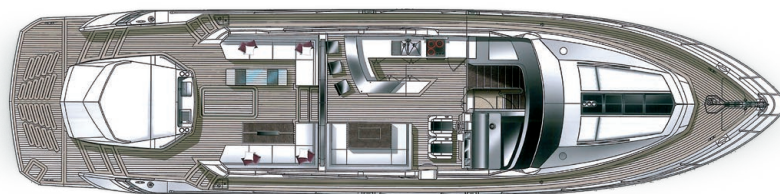



The owner's bathroom with shower cabin

700

R A P T O R

L A Y O U T S



T E C H N I C A L S P E C I F I C A T I O N

Length of the hull	[m]	19,73	[ft]	64'9"
Length overall	[m]	21,95	[ft]	72'2"
Beam of the hull	[m]	5,22	[ft]	17'2"
Beam overall	[m]	5,25	[ft]	17'2"
Draft max. (canoe body)	[m]	1,16	[inch]	46"
Fuel tank capacity	[dm3]	2 x 1750	[US Gal]	2 x 462
Water tank capacity	[dm3]	550 + 450	[US Gal]	145 + 119
Mass of Light Craft Condition	[kg]	34650	[lbs]	76390
Maximum Load	[kg]	6520	[lbs]	14374
Min. engine (-s) power	[kW/HP]	2 x 735 / 1000		
Max. engine (-s) power	[kW/HP]	2 x 1103 / 1500		
Crew limit		16		
Category		B		

